





















Conos para Tubería		
Codigo	Medidas	Foto
101-C	1/8	
102-C	5/32	
103-C	3/16	
104-C	1/4	
105-C	5/16	
106-C	3/8	
107-C	1/2	
108-C	5/8	
Tuercas		
111-C	1/8	
113-C	3/16	
114-CF	1/4	
115-C	5/16	
116-C	3/8	
117-CF	1/2	
118-CF	5/8	
Almas o Topes		
124-C3	1/4	
124-C5	3/8	
124-C6	1/2	
Unión con Dos Tuercas		
127-C	1/8	
129-C	3/16	
130-C	1/4	
130-CM	1/4	
131-C1	3/8 x 17/32	
131-C1M	3/8 x 17/32	
132-C	,3/8	
132-CM	,3/8	
133-C	,1/2	
133-CM	,1/2	
134-CM	.5/8	
"T" con Tres Tuercas		
135-C	1/8	
135-C1	5/32	
136-C	3/16	
137-CM	1/4	
Conector Macho con Tuercas		
157-C	1/8 x 1/8 N.P.T	
158-C	5/32 x 1/8 N.P.T	
159-C	3/16 x 1/8 N.P.T.	
160-CM	1/4 x 1/8 N.P.T	
161-CM	1/4 x 1/4 N.P.T	
164-CM	3/8 x 1/4 N.P.T	
166-CM	3/8 x 3/8 N.P.T	
168-CM	1/2 x 3/8 N.P.T.	
170-CM	1/2 X 1/2 N.P.T	
171-CM	5/8 x 1/2 N.P.T.	

Codo Macho con Tuerca		
179-CM	1/4 x 1/8 N.P.T.	
180-CM	1/4 x 1/4 N.P.T.	
184-CM	3/8 x 1/8 N.P.T.	
186-CM	3/8 x 1/2 N.P.T.	
Bushing Macho / Hembra		
230-C	1/4 x 1/8 N.P.T.	
231-C	3/8 x 1/8 N.P.T.	
232-CF	3/8 x 1/4 N.P.T.	
233-CF	1/2 X 1/8 N.P.T	
234-CF	1/2 X 1/4 N.P.T	
235-CF	1/2 X 3/8 NPT	
Unión Hembra		
238-C	1/8 NPT	
239-C	1/4 NPT	
240-CF	3/8 NPT	
241-CF	1/2 NPT	
Codo de 45° Macho / Hembra		
263-C	1/8 N.P.T	
264-C	1/4 N.P.T.	
"T" Hembra		
279-C	1/8 N.P.T.	
"T" Hembra / Macho		
283-C	1/8 N.P.T.	
Cruz		
287-C	1/8 N.P.T.	
288-C	1/4 N.P.T.	
Niple para Tubería - Americano		
190-D	.3/16	
191-D	.1/4	
Niple Largo para Tubería - Americano		
196-D	.3/16	
197-D	.1/4	


Conector para Presión de Aceite		
311-D	Conector Tub. 1/8 x H.C (1/4 Fler)	
312-D	Conector Tub. 3/16 x H.C. (1/4 Fler)	
313-DM	Conector Tub. 1/4 x H.C.(1/4 Fler)	
314-D	Conector Tub. 1/8 x (1/8 NPT) H.F	
315-D	Conector Tub. 3/16 x 1/8 NPT	
315-D1M	Conector Tub. 1/4 x H.F (1/8 NPT)	
316-D	Conector Tub. 1/8 (chico)=5/16x24	
317-D	Conector Tub. 3/16 (chico)=5/16x24	
318-DM	Conector Tub. 1/4 (chico)=5/16x24	
319-D	Conector tub. 5/32(chico) = 5/16 x 24"	
Acople para Presión de Aceite Entrada al Motor		
330-DF	Toyota - Nissan y otros	
Acople para Rejos de Temperatura		
337-D	Toy-Dat-Dodge	
Conos		
340-D	6 mm	
340-D1	8 mm	
340-D2	10 mm	
340-D3	12 mm	
Topes		
341-D	6 mm	
341-D1	8 mm	
341-D2	10 mm	
341-D3	12 mm	
Union		
342-D	6 mm	
342-D1	8 mm	
342-D2	10 mm	
342-D3	12 mm	
Conector		
420-DM	6 mm x 1/8 NP	
421-DM	6 mm x 1/4 NPT	
422-DM	8 mm x 1/8 NPT	
423-DM	8 mm x 1/4 NPT	
424-DM	10 mm x 1/4 NPT	
426-DM	12 mm x 1/4 NPT	
428-D M	12 mm x 1/2 NPT	
450-DM	12 mm x M16 x 1.5	
451-DM	12mm x M22 x 1.5	
Conector		
500-DM	1/4 x M10	
505-DM	3/8 x M16	
506-DM	3/8 x M22	
508-DM	1/2 x M16	
509-DM	1/2 x M22	

Codo		
525-DM	3/8 x M16 x 1,5	
527-DM	1/2 x M16 x 1.5	
526-DM	3/8 x M 22 x 1,5	
528-DM	1/2 x M22 x 1.5	
Contra Tuerca		
552-DF	M10 x 1	
553-DF	M12 x 1.5	
553-D1F	M14 x 1.5	
554-DF	M16 x 1.5	
555-DF	M22 x 1.5	
Adaptador - Bushing		
566-D	M14 X 1.5 - 1/8 NPT	
567-DF	M14 X1.5 - 1/4 NPT	
567-D1F	M14 X 1.5 - 3/8 NPT	
568-DF	M10 X 1 - 1/8 NPT	
569-DF	M12 X 1.5 - 1/8 NPT	
570-D	M12 X 1.5 - 1/4 NPT	
571-DF	M16 X1.5 - 1/4 NPT	
571-D1F	M16 X 1.5 - 3/8 NPT	
572-D	M 22 X 1.5 - 1/4 NPT	
573-D	M22 X 1.5 - 3/8 NPT	
Contra Tuerca		
732-DF	Contra Tuerca - 1/4	
733-DF	Contra Tuerca - 3/8	
734-DF	Contra Tuerca - 1/2	
735-DF	Contra Tuerca - 5/8	
Conector Pasa Muro		
736-DF	Tub. 1/4 x 1/4 = 7/16 x 24	
737-DF	Tub. 3/8 x 3/8 = 17/32 x 24	
738-DF	Tub. 1/2 x 1/2 = 11/16 x 20	
739-DF	Tub. 5/8 x 5/8 = 13/16 x 18	
740-DF	Tub. 1/2 x M16x1.5	
741-DF	Tub. 1/2 x M22x1.5	
744-DF	Tub. 3/8 x 1/2 NPT C/T	
745-DF	Tub. 1/2 x 1/2 NPT T/C	
745-D1F	M16 x 1.5x M22 x 1.5 x In. 3/8 NPT	
745-D2F	M22 x 1.5 x M22 x 1.5 x Int. 3/8 NPT	
745-D3F	1/2 NPT . x 22. x 1.5 x Int. 3/8 NPT	
Conector Pasa Muro		
746-DF	M22 x M16	
747-DF	M22x1/4x1/4 NPT	
748-DF	M22x3/8x3/8 NPT	

Codo Pasamuro

750-D	Tub. 1/4 x 1/4	
752-D	Tub. 1/2 x 1/2	
752-DF	Tub. 1/2 x 1/2	

Terminal de manguera NPT

924-D	Mang. 1/4 x 1/8 NPT	
924-DF	Mang. 1/4 x 1/8 NPT	
925-D	Mang. 1/4 x 1/4 NPT	
925-DF	Mang 1/4 x 1/4 NPT	
929-D	Mang. 5/16 x 1/4 NPT	
929-DF	Mang 5/16 x 1/4 NPT	